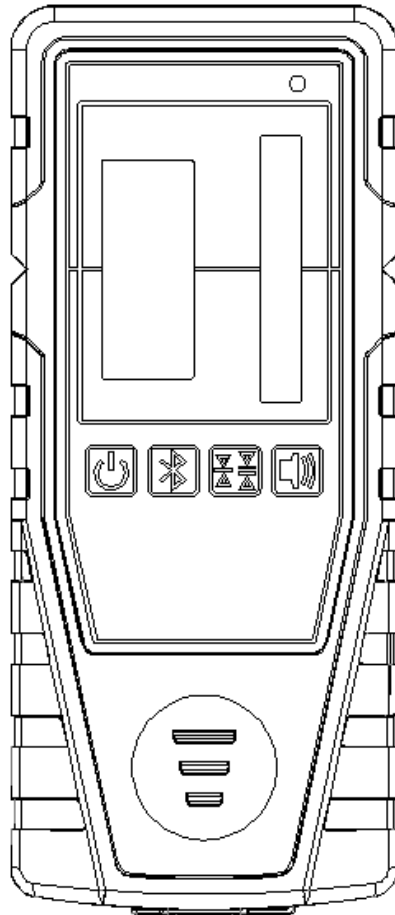


# PLOTT

## Owner's Manual

PRD900-G

PRD900-R

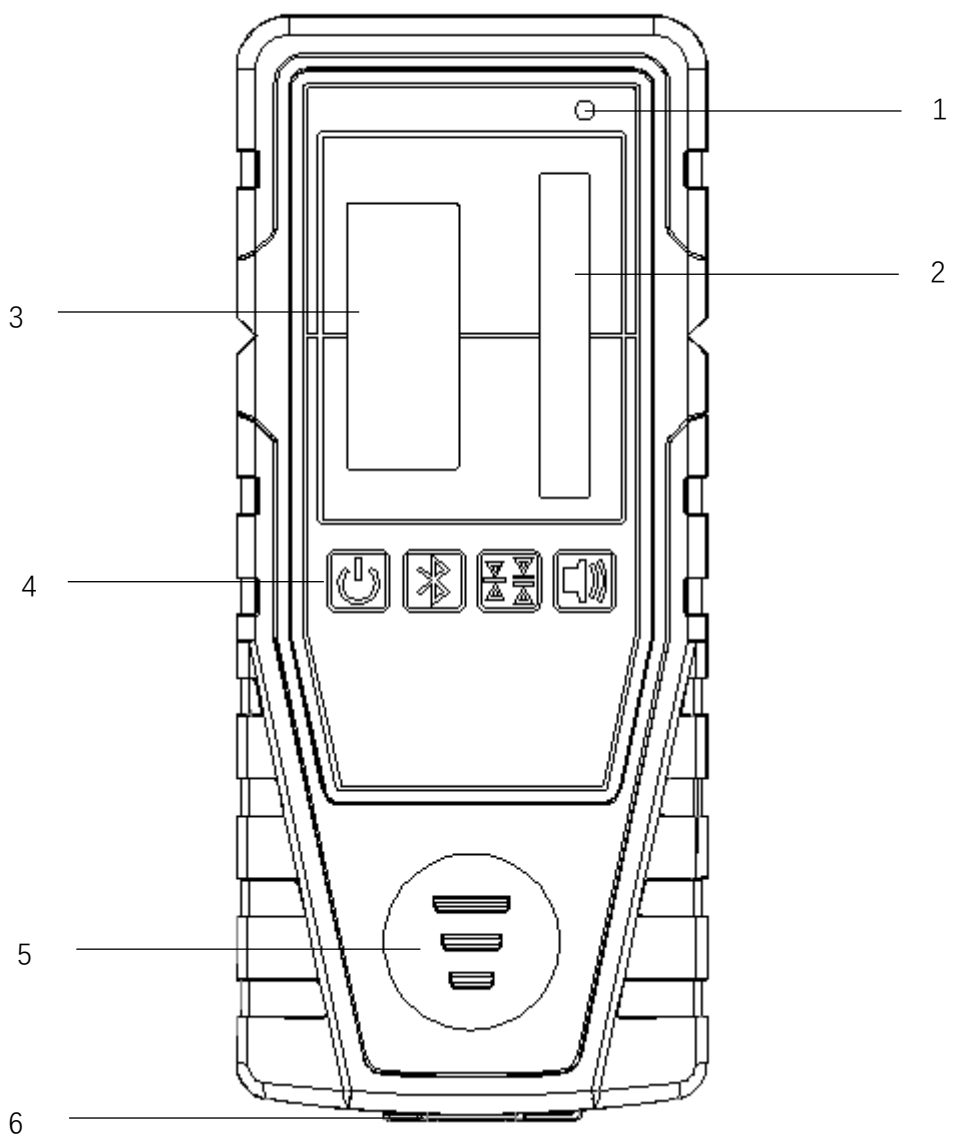


# CONTENTS

---

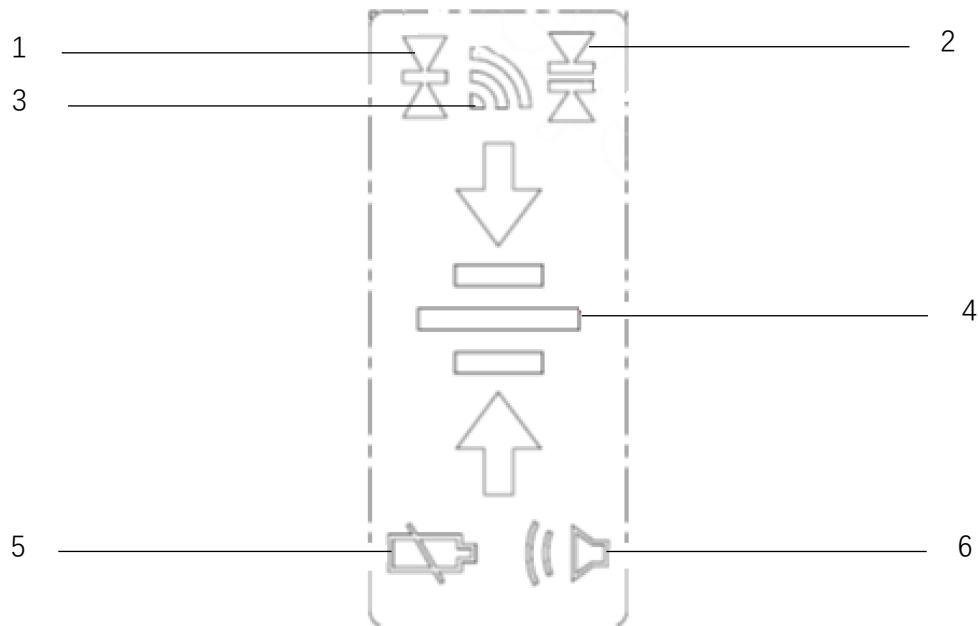
<b>1. PRODUCT FEATURES</b>	<b>3</b>
<b>2. LCD FUNCTIONS</b>	<b>4</b>
<b>3. BUTTON FUNCTIONS</b>	<b>5</b>
<b>4. OPERATION</b>	<b>6</b>
<b>5. SPECIFICATIONS</b>	<b>7</b>
<b>6. MAINTENANCE AND CARE</b>	<b>8</b>

# 1. PRODUCT FEATURES



- 1. Charging Light
- 2. Optical Sensor Detecting Area
- 3. LCD Display
- 4. Key position
- 5. Horns and buzzer location
- 6. USB interface

# 2. LCD FUNCTIONS



## 1.HIGH SENSITIVITY INDICATOR

Lighten on indicates the unit is working under high sensitivity mode.

## 2.LOW SENSITIVITY INDICATOR

Lighten on indicates the unit is working under low sensitivity mode.

## 3. BLE Indicator

Enable/ Disable the BLE Indicator

## 4.LASER POSITION INDICATOR

Indicates the current laser position.

## 5.BATTERY LOW INDICATOR

Blinking indicates the unit's battery level is low.

# 3. BUTTON FUNCTIONS

---

**POWER**



By short pressing this key can power on the unit, and will be powered off by pressing and holding the key.

**BLE**



By short pressing the key can enable/ disable the BLE.

**SENSITIVITY SELECTING**



By short pressing this key can switch between low sensitivity(low accuracy) and high sensitivity(high accuracy) detecting.

**VOLUME LEVEL SELECTING**

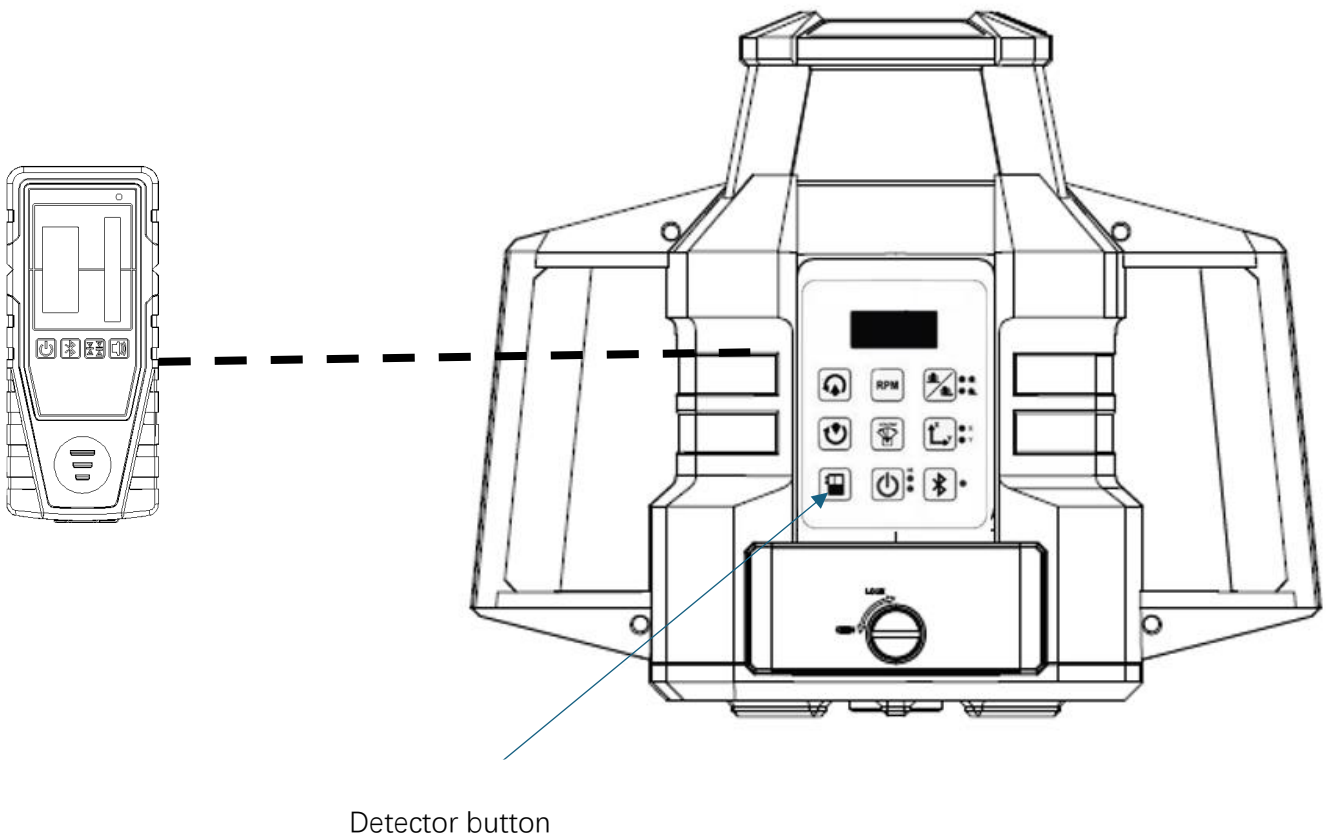


By short pressing this key can switch within muted, low volume and high volume.

# 4. OPERATION

## ※ Connect the Laser through the Detector

- Press the Detector button to enable “Detector Connecting Mode”. The Detector will connect to the rotary laser automatically.



# 5. SPECIFICATIONS

---

Item	Specification
BLE connection	Y
Detection Area	50mm
Accuracy / Resolution	H: $\pm 1\text{mm}$ /L: $\pm 3\text{mm}$
Detector range	300m
Batteries	Li Battery/3.7V
Operating Temperature Range	-10-50°C

\*Depending on measurement conditions.

# 6. MAINTENANCE AND CARE

---

1. Handle instrument with great care. Avoid shock and vibration. Always store and transport instrument in its carrying case.
2. Keep instrument dry and clean after use and before packing it in the carrying case.
3. Check and calibrate the instrument regularly to maintain accuracy.
4. Keep the Optical Sensor Detecting Area aperture clean. Use soft cloth and glass cleaner to clean it.

# PLOTT, INC.

## Standard Warranty Terms

The warranty period for the instrument grade laser is 36 months from the date of purchase. PLOTT, Inc. (Seller) warrants this instrument made by PLOTT to be free from manufacturing defects in materials

and workmanship. For claims to be made under this warranty made

under this warranty the instrument must be inspected by PLOTT and

the defect must be proven to Seller's satisfaction. At the time that it

is proven to the Seller's satisfaction that the instrument is defective, it shall be repaired or replaced, at the Seller's option and returned to the original purchaser at no cost to them, including transportation charges. Seller's sole obligation and the Buyer's sole remedy are limited strictly to repair or replacement with these provisions below:

A. The instrument is returned to the Seller, properly packaged with the transportation charges prepaid and insured and accompanied by proof of ownership. Receipt and previous registration are required.

B. Except for ordinary wear and tear resulting from normal usage, the instrument, upon inspection by the Seller is determined to be defective in material and/or workmanship. Under no circumstances shall the Seller be liable for any consequential, incidental or contingent damages whatsoever.

## Limitations and Exclusions

A. This warranty does not apply to instruments subject to negligence, abuse, accident, improper operation, instruments damaged in transit or damage due to unauthorized service repairs made by someone

other than the Seller or any other authorized service personnel.

Circumstances beyond the Seller's control cannot be warranted.

B. This warranty does not apply to regular required maintenance such as cleaning, adjusting, lubricating or calibrating unless required as a result of a defect in workmanship or materials. If upon examination of the instrument, the Seller determines that additional repair services are required and not covered under this warranty, the Seller shall notify the Buyer of such repair charges and proceed only after authorization has been received.

C. This warranty does not apply to instruments damaged in transit to or from the Seller or any authorized repair center. Other remedies may or may not be available for transportation damages.



**PLOTT**

69King St., Dover, NJ 07801 U.S.A

Tel: (973) 434-4348

Fax: (973) 347-6870

E-Mail: [hello@letsplott.com](mailto:hello@letsplott.com)

**www.LETSPLOTT.com**